


TINOS | PAROS

PRICELIST 2011 / 2012



DECORATIVE RADIATORS



Tinos

Vertical decorative radiator with straight edges.

order code : **TIV111800325**

Radiator	_____
Type	_____
Height	_____
Width	_____



Paros

Vertical decorative radiator with curved edges.

order code : **PAV211950855**

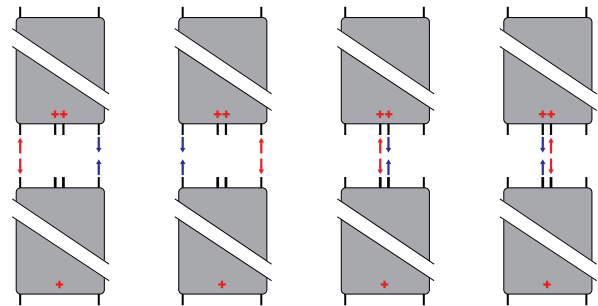
Radiator	_____
Type	_____
Height	_____
Width	_____

TINOS | PAROS

Two decorative vertical radiators, designed modern and stylish. With a grand front panel, and with straight or nicely curved sides, that covers the latest in heating technology.

- Fittings included: wall consoles, 1 rotating air vent, 3 blind stops, screws and plugs.
- Installation: 2 vertical MCW-V wall brackets.
- Tinos and Paros radiators are available for two-pipe systems.
- The radiator is top/bottom reversible. Please note: top fitting requires a minimum water head column of 3 metres at the mouth of the radiator, at a minimum flow rate of 150 l/h.
- Colours: standard colour is RAL 9016 (white). Other RAL, metallic and matt colours are available (at a 15% surcharge).
- Fittings: 6 x Ø½" (15/21).
- Accessories : a towel bar and design valve set are available.

accessories	€
Towel bar 325 / 380 / 405 mm	151,00
Towel bar 475 / 530 / 555 mm	169,00
Towel bar 625 / 680 / 705 mm	176,00
Towel bar 775 / 830 / 855 mm	182,00
Design valve set right / curved - chrome	119,17



(other fittings not available)



type 11

width (mm)	Watt + price	height (mm)		
		1800	1950	2100
325	75/65/20	653	720	
	45/35/20 EURO	196 353,85	225 365,47	
475	75/65/20	976	1056	
	45/35/20 EURO	295 399,04	318 410,13	
625	75/65/20	1298	1393	1429
	45/35/20 EURO	394 442,31	710 456,59	439 484,51
775	75/65/20		1729	1749
	45/35/20 EURO		483 506,14	532 538,03

90/70/20 °C (Watt)

	1800	1950	2100
325	825	903	
475	1232	1334	
625	1637	1772	1797
775		2215	2204

value n

	1800	1950	2100
325	1,2810	1,2418	
475	1,2761	1,2811	
625	1,2711	1,3205	1,2575
775		1,3598	1,2685

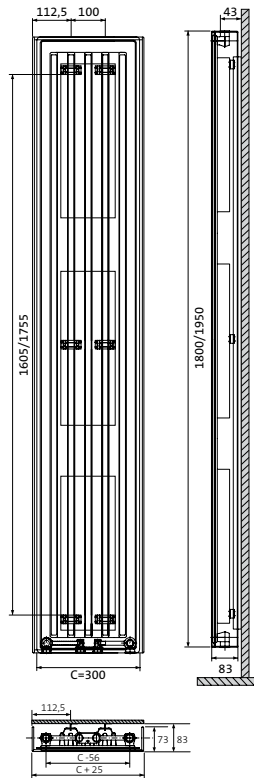
volume : liter

	1800	1950	2100
325	3,50	3,80	
475	5,25	5,47	
625	7,00	7,13	8,12
775		8,80	10,15

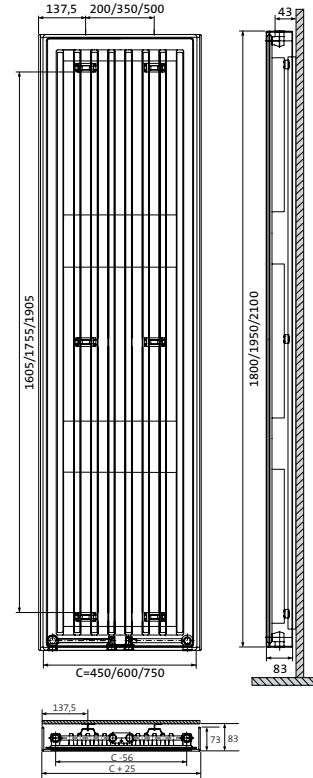
weight : kg

	1800	1950	2100
325	21,00	23,20	
475	30,37	33,88	
625	39,73	44,57	47,75
775		55,25	59,20

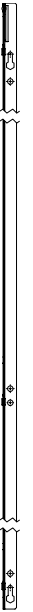
type 11 (325)



type 11 (475/625/775)



console MCW-V



type 21

width (mm)	Watt + price	height (mm)		
		1800	1950	2100
325	75/65/20	886	936	
	45/35/20 EURO	257 535,92	271 546,45	
475	75/65/20	1329	1405	
	45/35/20 EURO	386 604,70	406 613,67	
625	75/65/20	1772	1873	1957
	45/35/20 EURO	514 669,90	542 683,06	561 709,19
775	75/65/20		2341	2446
	45/35/20 EURO		677 757,10	701 787,56

90/70/20 °C (Watt)

	1800	1950	2100
325	1127	1191	
475	1690	1788	
625	2254	2384	2495
775		2980	3119

value n

	1800	1950	2100
325	1,3192	1,3231	
475	1,3192	1,3231	
625	1,3192	1,3231	1,3327
775		1,3231	1,3327

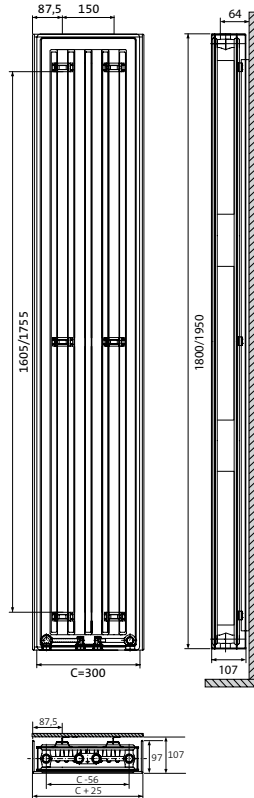
volume : liter

	1800	1950	2100
325	6,44	7,24	
475	9,66	10,86	
625	12,88	14,48	15,28
775		18,10	19,10

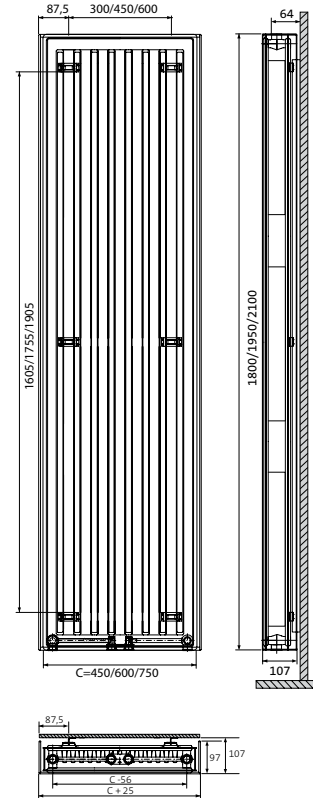
weight : kg

	1800	1950	2100
325	30,08	32,80	
475	45,12	49,20	
625	60,16	65,60	70,24
775		82,00	87,80

type 21 (325)



type 21 (475/625/775)



console MCW-V



in stock • Emissions for bottom fitting in accordance with EN 442 - 75/65/20 °C (ΔT 50).

PAROS

type 11

width (mm)	Watt + price	height (mm)		
		1800	1950	2100
380	75/65/20	653	720	
	45/35/20	196	225	
	EURO	361,99	377,32	
530	75/65/20	976	1056	
	45/35/20	295	318	
	EURO	408,11	423,29	
680	75/65/20	1298	1393	1429
	45/35/20	394	404	439
	EURO	452,49	471,39	487,29
830	75/65/20		1729	1749
	45/35/20		483	532
	EURO		522,42	541,20

90/70/20 °C (Watt)

	1800	1950	2100
380	825	903	
530	1232	1334	
680	1637	1772	1797
830		2215	2204

value n

	1800	1950	2100
380	1,2810	1,2418	
530	1,2761	1,2811	
680	1,2711	1,3205	1,2575
830		1,3598	1,2685

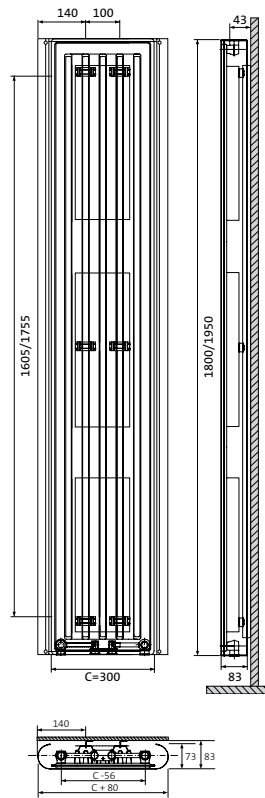
volume : liter

	1800	1950	2100
380	3,50	3,80	
530	5,25	5,47	
680	7,00	7,13	8,12
830		8,80	10,15

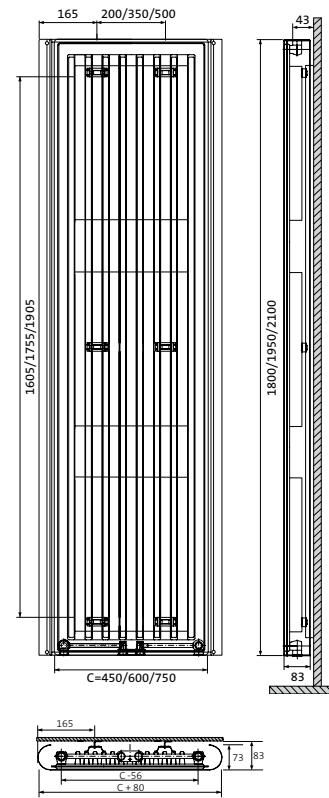
weight : kg

	1800	1950	2100
380	21,00	23,20	
530	30,37	33,88	
680	39,73	44,57	47,75
830		55,25	59,20

type 11 (380)



type 11 (530/680/830)



console MCW-V



type 21

width (mm)	Watt + price	height (mm)		
		1800	1950	2100
405	75/65/20	886	936	
	45/35/20	257	271	
	EURO	548,25	564,17	
555	75/65/20	1329	1405	
	45/35/20	386	406	
	EURO	618,45	633,35	
705	75/65/20	1772	1873	1957
	45/35/20	514	542	561
	EURO	685,31	705,21	713,26
855	75/65/20		2341	2446
	45/35/20		677	701
	EURO		781,46	792,20

90/70/20 °C (Watt)

	1800	1950	2100
405	1127	1191	
555	1690	1788	
705	2254	2384	2495
855		2980	3119

value n

	1800	1950	2100
405	1,3192	1,3231	
555	1,3192	1,3231	
705	1,3192	1,3231	1,3327
855		1,3231	1,3327

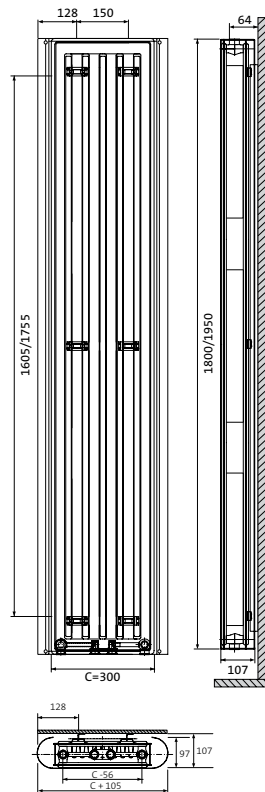
volume : liter

	1800	1950	2100
405	6,44	7,24	
555	9,66	10,86	
705	12,88	14,48	15,28
855		18,10	19,10

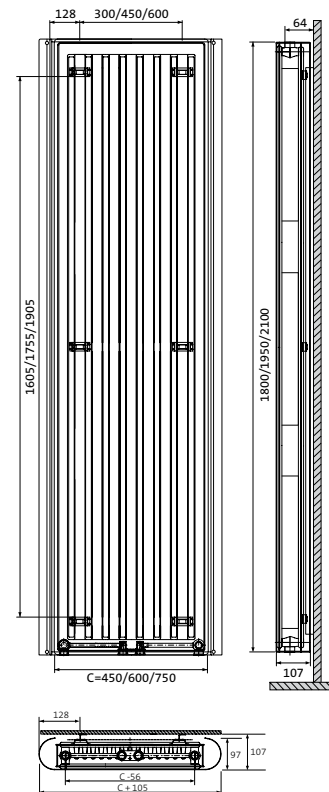
weight : kg

	1800	1950	2100
405	30,08	32,80	
555	45,12	49,20	
705	60,16	65,60	70,24
855		82,00	87,80

type 21 (405)



type 21 (555/705/855)



console MCW-V



■ in stock • Emissions for bottom fitting in accordance with EN 442 - 75/65/20 °C (ΔT 50).

RADSON

Vogelsancklaan 250, 3520 Zonhoven, België
T +32 (0)11 81 31 41, F +32 (0)11 81 73 78, info@radson.be,
www.radson.com

RADSON
clever heating solutions