




**PRODUCT RANGE** 2013



<b>INTRODUCTION</b>	<b>4</b>
<b>CLEVER INSPIRATION</b>	<b>6</b>
<b>PANEL RADIATORS</b>	<b>8</b>
PARADA	10
RAMO	11
INTEGRA	12
COMPACT	14
VERTICAL	15
PLANORA	16
<b>PLINTH RADIATORS</b>	<b>18</b>
INTEGRA PLINTH	20
RAMO PLINTH	21
PARADA PLINTH	22
<b>CLEVER DESIGN</b>	<b>24</b>
<b>DESIGN RADIATORS</b>	<b>26</b>
KOS H	28
KOS V	29
FARO H	30
FARO V	31
TINOS	32
PAROS	33
NARBONNE H	34
NARBONNE V	35
<b>COLUMN RADIATORS</b>	<b>36</b>
DELTA H   E	38
DELTA V	39
<b>BATHROOM RADIATORS</b>	<b>40</b>
APOLIMA   E	42

MUNA   E	44
MUNA T   ET	45
ELATO   E	46
ELATO T   ET	47
FLORES   E	48
FLORES CH   CH E	49
FLORES C   C E	50
FLORES C CH   C CH E	51
FLORES M   C M	52
FLORES T   ET	53
MINORCA   E	54
JAVA   E	55
SANTORINI   C	56
APIA M	57
IOS M	58
LINOSA	59
ANDROS M	60
ANDROS CH	61
<b>ELECTRIC RADIATORS</b>	<b>62</b>
MENAI E	64
MENAI DE	65
LIKOMA H	66
LIKOMA V	67
ALIF E   COSMOLEDO E	68
AMIRANTE CH E	69
<b>VIDO HEATING AND COOLING</b>	<b>70</b>
<b>UNDERFLOOR HEATING</b>	<b>72</b>
<b>CLEVER COLOUR</b>	<b>76</b>
<b>OVERVIEW</b>	<b>78</b>



**LEGEND**  
 C = CURVED CH = CHROME E = ELECTRICAL T = TURBO M = CENTRAL CONNECTION




# RADSON THE DEFINITION OF INDOOR COMFORT

**WELCOME TO THE BEAUTIFUL WORLD OF RADSON INDOOR COMFORT. ALL OUR RADIATORS HAVE BEEN CAREFULLY DESIGNED AND PROFESSIONALLY PRODUCED TO OFFER THE PERFECT COMBINATION OF ELEGANCE AND ENERGY-EFFICIENCY. WHETHER YOU ARE CHOOSING A REPLACEMENT RADIATOR FOR A PARTICULAR ROOM, OR SELECTING AN ENTIRE SET FOR YOUR HOME, RADSON HAS A COMPLETE RANGE OF DESIGNS, SIZES AND COLOURS, AS WELL AS A WIDE SELECTION OF ELECTRIC RADIATORS AND UNDERFLOOR SYSTEMS.**

For decades, Radson has been refining and perfecting the art of radiators, as part of the family company Rettig ICC, the world's number one for indoor comfort. This brochure is a showcase of our portfolio of products, arranged according to type: column, design, plinth, bathroom, electric and underfloor. As you look through each section, take time to imagine how your home (or office) can benefit from the comfortable warmth and attractive designs of Radson radiators. Once installed, they will provide years of carefree operation, and you will enjoy the added reassurance of our 10-year guarantee.

We hope that this brochure inspires you to join the millions of people across the world who have already chosen Radson. The best in indoor comfort is – literally – in your hands.



## PRODUCTION PROCESS

### THE JOURNEY ...FROM OUR PRODUCTION PLANTS

Every Radson radiator is produced to the highest standards in the industry, and meets all European standards, including EN 442 and CE. All our products are formed from 100% recyclable steel, in automated production plants that use the very latest technology to transform the raw sheet steel into strict quality-controlled products for your home. After the steel is formed into shape, excess oil and grease is removed and the radiator is bathed in phosphate. This, in combination with the base coat is the first step in ensuring the radiator is resistant to corrosion. Next, each one is thoroughly rinsed with demineralised water, then immersed in a KTL bath, a cathodic anti-corrosion primer dip. Then it is baked dry at 175 °C, ready for the final layer. An epoxy-polyester powder coating is applied electrostatically, and the radiator is baked once again at 185 °C, until the uniform coating is completely hard. At this stage, it is resistant to

shocks, normal levels of humidity and common acids, all according to industry standards DIN 55900 and EN 442. Naturally, they also meet other national standards, such as TÜV Rheinland, RAL-Gütegemeinschaft and Marque NF.

### ...TO YOUR HOME

Every Radson radiator is produced according to ISO 9002 and ISO 9001 standards. Essentially, these are European standards of quality assurance, created to ensure that products are made to high and verifiable levels of quality. Equally importantly, each one comes to you with a 10 year guarantee from Radson. Because we are confident in what we produce, and we want you to be just as confident when you choose our products to belong in your home.

### QUALITY AND STANDARDS

Radson radiators are manufactured according to the latest European standards such as EN 442 and CE. Purmo also

meets the strictest quality standards as prescribed by TÜV Rheinland, RAL-Gütegemeinschaft, Marque NF. In 1995 we received ISO 9002 quality certification, and since 2003 we have been certified according to the ISO 9001 quality standard. Radson radiators are therefore guaranteed for a period of 10 years after installation.

### STRICT QUALITY CONTROLS

Radson radiators are produced by 4 ultra-modern and fully automated lines. At any time during the production process, they are subject to verification. The density of each radiator is attached to the end of each production line tested. The radiators are painted in a modern plant, specially designed to avoid damaging the environment.





## CLEVER INSPIRATION




## INSPIRED BY **WARMTH**

You want your home to be your personal masterpiece, a gallery of your style, with every wall and floor and step reflecting who you are. So the choices you make are careful, considered, correct. You take time before adding anything to your surroundings, which is just how it should be. Take your choice of radiator, for instance. Are you someone who sees a source of warmth as something to be celebrated and admired? A conversation piece perhaps, in bold curves stretched across one wall like a canvas of comfort. Or maybe you prefer a more subtle, gentle piece, discreetly radiating heat beneath the window with your favourite view.

Whether you see yourself as avant garde or traditional, renaissance or modernist, or perhaps a mixed palette of an entirely new description, there is always an inspired choice to make for your home. Radson radiators are as adventurous as you want your home to be, as bold as your imagination needs, and as perfect a match for your interior as you could ever find.

Be inspired by warmth – picture your home with Radson.





## **PANEL RADIATORS** SOMETHING FOR EVERYONE

From the traditional to the most modern, Radson has an extensive range of panel radiators that meet every need, in terms of indoor comfort as well as decor requirements. *Wide, short, tall, flat, white, metallic, vertical, or a mixture of features and colours, our extensive range has been developed to suit every taste.*

Whether you are choosing radiators for your new home or renovation project, or you are a professional looking for the ideal choice for your customer, look no further. Featured in the following pages you will see our panel radiators displayed in their natural neutral white. But they are also available in a wide spectrum of colours and metallic finishes, ensuring their place at the heart of even the most adventurous interior design.



## PARADA SMOOTH ELEGANT WARMTH

With its flat-panel front and fully contained pipework, the Parada is a simple and elegant visual description of warmth. Available in 6 different heights and a range of lengths, this is an ideal choice for those who value understated design in their homes. Available in a range of colours, including 5 metallic coatings, ensuring a perfect fit for any interior.



PARADA  
Panel radiator

TYPE  
PAR 11, 21S, 22, 33


HEIGHT  
300, 400, 500,  
600, 750, 900 mm

FINISH  
RAL 9016 White,  
other RAL colours and  
metallic colours upon  
request

LENGTH  
450 - 3000 mm

## RAMO SUBTLE EYE-PLEASING LINES

This model has been produced with clean horizontal lines, for those who prefer an added touch of design with their flat panel radiators. The top grille complements the profiled lines on the radiator body, which encloses all pipework and the pre-installed valve body. Easy to install and to admire, the Ramo comes in a range of sizes, colours and finishes.



RAMO  
Panel Radiator

HEIGHT  
300, 400, 500, 600,  
750, 900 mm

LENGTH  
450 - 3000 mm

TYPE  
RA 11, 21S, 22, 33

FINISH  
RAL 9016 White,  
other RAL colours and  
metallic colours upon  
request





## INTEGRA CLASSIC CONCEALMENTS

Combining the traditional design of the Compact with the modern demand for concealed pipework and integral valve, the Integra is both functional and aesthetically pleasing. A classic radiator with an elegant touch, it is available in a range of sizes, colours and finishes, to suit every decor.



INTEGRA  
Panel radiator

HEIGHT  
300, 400, 450, 500,  
600, 750, 900 mm

LENGTH  
450 - 3000 mm

TYPE  
INT 11, 21S, 22, 33

FINISH  
RAL 9016 White, other RAL colours and  
metallic colours upon request





## COMPACT A GLOBAL WINNER

Taking pride of place in many millions of homes around the world, the Compact is our most popular radiator. With its timeless traditional design, it is produced to the same highest quality standards as all our radiators, delivering efficient and effective heating where it's needed. Available in a wide range of heights, lengths and colours, as well as a range of metallic finishes.



COMPACT (PITCH 50)  
Panel radiator

HEIGHT  
300, 400, 450, 500,  
600, 750, 900 mm



LENGTH  
450 - 3000 mm

TYPE  
KMP 11, 21S, 22, 33

FINISH  
RAL 9016 White, other RAL colours and  
metallic colours upon request

## VERTICAL HORIZONTAL ALTERNATIVE

Sometimes it's an issue of space, sometimes a question of taste, and the Vertical is the answer for all those times. The same heat output and high quality design and construction, designed with a 90 degree twist. The Vertical can also be fitted with accessories such as towel warmers, adding practicality to its functionality.



VERTICAL  
Panel radiator

HEIGHT  
1500, 1800, 1950,  
2100, 2300 mm

LENGTH  
300, 450, 600, 750 mm

TYPE  
VR 10, 20, 21, 22

FINISH  
RAL 9016 White, other  
RAL colours and  
metallic colours upon  
request







## PLANORA LESS IS MORE

Sheer panel flatness and fully enclosed pipework and integral valve, the Planora is perfect for those who prefer their radiators to be an understated presence in the home. Following the classic design rule that 'less is more', this minimalist range adds a real modern touch to your decor, and can also be attached in the middle of the unit, making it even more 'less'. Available in all popular sizes.



PLANORA  
Panel radiator

HEIGHT  
300, 400, 500, 600,  
900 mm

LENGTH  
500 - 3000 mm

TYPE  
PLAN 11, 21S, 22, 33

FINISH  
Fine Texture 9316  
Other metallic colours  
upon request







## PLINTH RADIATORS

### LONG DISTANCE COMFORT

There are few better ways to make use of those long walls in living rooms and hallways, than one of Radson's classic plinth radiators. Mounted close to the ground out of the line of sight, they are unobtrusive and highly effective. Enjoy the radiant heat provided by this innovative range, available from only 200 mm high and up to three metres long.



## INTEGRA PLINTH EXTENDING TRADITION

With space-saving 200 mm height and classic vertical banding, Integra Plinth has the look of a traditional radiator, extended and resized to blend into contemporary décor. Ideal for installation beneath large windows, or in a modern office setting, the Integra Plinth give you all the benefits of Radson heating.



INTEGRA PLINTH  
Plinth radiator

HEIGHT  
200 mm



LENGTH  
600 - 3000 mm

TYPE  
CV 22, 33, 44

FINISH  
RAL 9016 White, other  
RAL colours and  
metallic colours upon  
request

## RAMO PLINTH PROFILED PERFORMANCE

An uninterrupted length of warm flatness, the Ramo Plinth is thermal simplicity, in both design and function. Stretching beneath a wall or window in your home, it performs silently and beautifully, its only role: comfort. Also available with double-sided front plates.



RAMO PLINTH  
Plinth radiator

HEIGHT  
200 mm

LENGTH  
600 - 3000 mm

TYPE  
RCV/ RRCV 22, 33, 44

FINISH  
RAL 9016 White, other RAL colours and  
metallic colours upon request



## PARADA PLINTH FLAT FINESSE

A flat panel plinth with clean profile lines running the length of the front, the Parada Plinth is a wonder of understated design. With fully enclosed pipework and integral valve, it is available in a range of colours, lengths and double-sided front plates.



PARADA PLINTH  
Plinth radiator

HEIGHT  
200 mm

LENGTH  
600 - 3000 mm

TYPE  
FCV/ FFCV 22, 33, 44

FINISH  
RAL 9016 White, other  
RAL colours  
and metallic colours  
upon request





## CLEVER DESIGN

## REIMAGINING OUR INDOOR ENVIRONMENT

New home? Newly refurbished? Then new ideas are probably everywhere you look, inspiring you with shape and size, form and colour, depth and texture, everywhere. If that's how you feel right now, then you might know how it feels to be a Product Designer at Radson. They form a select team of experienced professional designers, chosen for their skill, innovation and insight. Their role? To define the leading edge of radiator design, so that our products match the highest standards of interior design - yours.

Curves, flat planes, profiles, corners, textures, colours and sizes: these are probably some of the items on your list in the weeks and months it takes to create the perfect home interior. If so, spare a thought for our Design Team: they have been applying that same list to radiator design since they started working at Radson. They have dedicated their entire professional lives to combining forms and reimagining shapes that bring heat to the home, efficiently, effectively, beautifully. In fact, some of the team have been heard more than once describing their work as creating "slimline indoor sculptures." So if you haven't already decided on a work of art for your home, they have a few ideas.

Hundreds, in fact.







## DESIGNER RADIATORS WARMTH WITH ELEGANCE AND STYLE


Designer radiators can add real character to your home. Whether you are choosing an entirely new décor or looking for ways to complement and enhance your existing style, count on Radson designer radiators to help you reach the next level.

Bold and sleek, mounted almost flush to the wall, in polished steel or powder black metallic, with curves or corners... there is so much choice to delight you in this range. Join a growing number of discerning customers enjoying a new way to appreciate warmth—with a radiator system that makes a statement in style.



## KOS H SMOOTH AND CLEAN

The uninterrupted flat front of this sleek decorative radiator can be supplied up to almost two metres in width. The top grille is precision machined to complement the curved sides of the Kos H, which completely enclose the integral valve and pipework.



KOS H  
Design radiator

HEIGHT  
400, 600, 750, 900 mm


LENGTH  
450 - 1950 mm

TYPE  
KOH 20,21,22,33

FINISH  
RAL 9016 White, other RAL colours  
and metallic colours upon request

## KOS V TALL, ELEGANT, DESIRABLE

Anything from 1.5 to over 2 metres of thermal beauty could stand effortlessly and elegantly on the walls in your home. The Kos V is a vertical work of crafted wonder, available in a range of colours and finishes, including the beautiful brushed stainless steel shown here.



KOS V  
Design radiator

HEIGHT  
1500, 1800, 1950,  
2100 mm

LENGTH  
300, 450, 600, 750 mm

TYPE  
KOV 21, 22

FINISH  
RAL 9016 White, other  
RAL colours and  
metallic colours upon  
request, also available  
in INOX - RVS



## FARO H STYLISHLY SMOOTH

Profiled front panel and perforated side panels characterise this decorative range. The curved, almost bevelled edges, give the Faro H a particularly tactile feel. Perfect for any decor that is designed to be smooth in style. Invisibly mounted on the concealed Monclac brackets, the Faro H can literally look as if it is floating in space.



FARO H  
Design radiator

HEIGHT  
400, 600, 750, 900 mm

LENGTH  
450 - 1950 mm

TYPE  
FAH 20,21,22,33

FINISH  
RAL 9016 White, other  
RAL colours and  
metallic colours upon  
request

## FARO V POWERFUL MODERN COMFORT

Ideal for anywhere you want to exaggerate the height of your interior, the Faro V is also a perfect choice for areas of your home with limited floor space. The visual language of the Faro V is accented by a tall profiled front, and curved perforated sides. A bold, attractive way to heat your home.



FARO V  
Design radiator

HEIGHT  
1500, 1800, 1950,  
2100 mm

LENGTH  
300, 450, 600, 750 mm

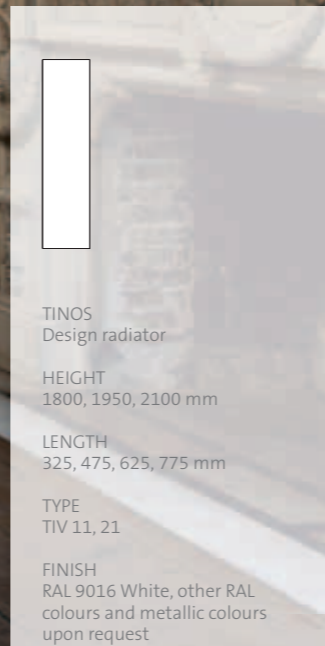

TYPE  
FAV 21, 22

FINISH  
RAL 9016 White, other RAL  
colours and metallic colours  
upon request, also available  
in INOX - RVS



## TINOS MAJESTIC, SLENDER, STRIKING

Clean corners and edges, straight lines and flat planes. The Tinos is the epitome of design, and the closest we have come to what might be called 'radiant art'. Mounted just 10mm from the wall, the Tinos is an inobtrusive thing of beauty, which can be tailored to meet your unique specifications in size, colour and finish.



TINOS  
Design radiator

HEIGHT  
1800, 1950, 2100 mm

LENGTH  
325, 475, 625, 775 mm

TYPE  
TIV 11, 21

FINISH  
RAL 9016 White, other RAL  
colours and metallic colours  
upon request

## PAROS COMPLETELY CURVED COMFORT

The smooth sheen of the front of the Paros continues uninterrupted to the curves on its side, and all the way around. This spectacular feature makes the Paros irresistible to the touch, and a real talking point for any room or hallway in your home. An optional stainless steel towel rail adds further function to this radiator's beautiful form.



PAROS  
Design radiator

HEIGHT  
1800, 1950, 2100 mm

LENGTH  
Type 11: 380, 530, 680,  
830 mm

Type 21: 405, 555, 705, 855 mm



TYPE  
PAV 11, 21

FINISH  
RAL 9016 White, other RAL  
colours and metallic colours  
upon request



## NARBONNE H PROGRESSIVE PERFORMANCE

With bold lines to segment its clean flat front, the Narbonne H takes the idea of traditional radiator design further than ever into the contemporary world of indoor comfort. With a slim profile that starts at just 286mm, the Narbonne H is an ideal addition to any area where wall space is scarce.



NARBONNE H  
Design radiator

HEIGHT  
358 - 790 mm

LENGTH  
500 - 3000 mm

TYPE  
NH 11, 21, 22

FINISH  
RAL 9016 White, other RAL colours  
and metallic colours upon request

## NARBONNE V STRONG, CONFIDENT DESIGN



NARBONNE V  
Design radiator

HEIGHT  
1200 - 2200 mm

LENGTH  
286 - 862 mm

TYPE  
NV 11, 21

FINISH  
RAL 9016 White, other  
RAL colours and  
metallic colours upon  
request

The vertical equivalent to the Narbonne H, this striking radiator offers the same aesthetic strength, with equal bold lines splitting the smooth surface of the front panel. The Narbonne V is available in multiple sizes and widths, colours and finishes, and is ideal for placement on narrow walls.







## **COLUMN RADIATORS** TRADITIONAL WITH A SPECIAL TOUCH

No portfolio of radiators is complete without the classic column design, and Radson is proud to keep tradition alive, with three models that look back to history from the modern day. It is from this contemporary perspective that we offer the Delta range of column radiators. Each one is manufactured using a unique laser welding process that virtually eliminates the visible seams associated with traditional column designs. The result, a clean smooth finish that significantly enhances the Delta's aesthetic power.

So, whether you are renovating an older property and wish to remain faithful to the original features, or you want to add some 'retro' elements to your modern décor, the Delta range is for you. Choose your colour, size and length, in either vertical or horizontal orientation. And enjoy the comfort of modern warmth with the visual appeal of traditional design.






## DELTA H | E ELEGANCE AND WARMTH

A classic design update for the 21st century, the Delta H is a delightful addition to your home. Some say that it looks the way a radiator should look, others say it brings the olden days to modern times. At Radson, we say you can choose from 2, 3, 4, 5 or 6-columns, from 155 to 900mm height and from 200 to 2,500 lengths. We use precision, D-profile steel tubing for all exterior surfaces, ensuring optimum heat output, with soft rounded edges making it smooth to the touch.

And for maximum flexibility, we also offer the Delta HE, an electric radiator that offers the same benefits using electricity as a heat source.



DELTA HE



DELTA H  
Column radiator

HEIGHT  
155 - 900 mm

LENGTH  
200 - 2500 mm

TYPE  
DL 2, 3, 4, 5, 6

FINISH  
RAL 9016 White, other  
RAL colours and  
metallic colours upon  
request



DELTA HE  
(E = electric)  
Electric radiator

HEIGHT  
600 mm


LENGTH  
450, 550, 650, 750,  
900, 1150 mm

FINISH  
RAL 9016 White



## DELTA V REVEALS NEW POSSIBILITIES

This beautiful vertical column radiator is the height of stylish heating, with striking good looks and - naturally - highly efficient and effective heating. From 965 to 3,000mm high, 200 to 2,500mm wide and available in 2, 3, 4, 5 or 6-column variations, the Delta V adds traditional elegance to modern comfort for your home. And of course, it is available in the colour and finish of your choice.



DELTA V  
Column radiator

HEIGHT  
965 - 3000 mm

LENGTH  
200 - 2500 mm

TYPE  
DL 2, 3, 4, 5, 6

FINISH  
RAL 9016 White, other  
RAL colours and  
metallic colours upon  
request







## COMPLETE **PERSONAL** **COMFORT**

The bathroom is the most important room in the home to keep warm, where we shower and prepare for the day ahead. It is also a place for reflection, a long soak in the bath after a hard day's work. In all, it is a place where comfort is an absolute must. So the choice of radiator for this essential space is an important decision.

Your bathroom radiator should of course complement your bathroom suite and interior design. It can also be a feature in its own right, a source of luxuriously warm towels, and a statement of your own unique style. In the following pages we are confident you will find the perfect reflection of your style, and the ideal bathroom radiators for your home.





## APOLIMA | E IMAGINATION MEETS INNOVATION

Twin central columns support a striking totem design in this eye-catching bathroom radiator. Innovative and practical in equal measure, the Apolima's flat elements curve backwards gently and uniformly. Ideal for any modern bathroom, this attractive design also provides plenty of towel space.

The Apolima E is supplied with an infrared clock / thermostat.



APOLIMA E



APOLIMA  
Bathroom radiator

HEIGHT  
830, 1130, 1430,  
1730 mm

LENGTH  
650, 800 mm

FINISH  
RAL 9016 White, other  
RAL colours and  
metallic colours upon  
request



APOLIMA E  
(E = electric)  
Electric radiator

HEIGHT  
830, 1130, 1430,  
1730 mm

LENGTH  
650, 800 mm

FINISH  
RAL 9016 White, other  
RAL colours and  
metallic colours upon  
request





## MUNA | E CLASSIC FLATNESS

A bathroom favourite, with a clear emphasis on style, the Muna delivers bathroom comfort through attractive flat heating elements, arranged on a slim profile frame. Available in four heights and three widths, it comes in white or a range of other colours and finishes.

The Muna E is supplied with control box.



MUNA  
Bathroom radiator

HEIGHT  
905, 1205, 1655, 1730,  
2030 mm

LENGTH  
500, 600, 800 mm

FINISH  
RAL 9016 White,  
other RAL colours and  
metallic colours upon  
request



MUNA E  
(E = electric)  
Electric radiator

HEIGHT  
905, 1205, 1655,  
1730 mm

LENGTH  
500, 600, 800 mm

FINISH  
RAL 9016 White,  
other RAL colours and  
metallic colours upon  
request



MUNA E



MUNA ET



## MUNA T | ET TURBO FLATNESS

With a clear emphasis on style, the Muna T delivers bathroom comfort through attractive flat heating elements, arranged on a slim profile frame. The easy-to-use Turbo feature allows you to heat your bathroom incredibly quickly, thanks to the integrated hot air blower.

The Muna ET is supplied with control box.



MUNA T  
(T=turbo)  
Bathroom radiator

HEIGHT  
905, 1205, 1655, 1730,  
2030 mm

LENGTH  
500, 600, 800 mm

FINISH  
RAL 9016 White,  
other RAL colours and  
metallic colours upon  
request



MUNA ET  
(E = electric, T=turbo)  
Electric radiator

HEIGHT  
905, 1205, 1655,  
1730 mm

LENGTH  
500, 600, 800 mm

FINISH  
RAL 9016 White,  
other RAL colours and  
metallic colours upon  
request







ELATO E

## ELATO | E ELEGANTLY ELECTRIC

The same eye-catching asymmetrical 'signpost' design, the same flexible left/right mounting choice, and the same radiant warmth as the classic Elato model. In fact the only difference is an invisible one – the Elato E is powered by electricity rather than heated with water. A thermostat control box for each radiator means that if you have more than one bathroom, you can control the temperature for each one separately. Available in a range of heights, widths, colours and finishes.

The Elato E is supplied with control box.

	
ELATO Bathroom radiator	ELATO E (E = electric) Electric radiator
HEIGHT 830, 1130, 1430, 1730 mm	HEIGHT 1130, 1430, 1730 mm
LENGTH 450, 600 mm	LENGTH 450, 600 mm
FINISH RAL 9016 White, other RAL colours and metallic colours upon request	FINISH RAL 9016 White, other RAL colours and metallic colours upon request


## ELATO T | ET COMFORT BOOSTERS



The Elato T and ET are provided with a Turbo facility for heating the bathroom very quickly on demand. Situated out of sight behind the radiator at floor level, the clever Turbo mechanism circulates the heat from the radiator with an inbuilt fan, rapidly raising the comfort level according to your desire. As with all Elato radiators, this innovative product with its distinctive signpost design can be mounted with the columns on either the left or right.

The Elato ET is supplied with control box.



ELATO ET



	
ELATO T (T = turbo) Bathroom radiator	ELATO ET (E = electric, T = turbo) Electric radiator
HEIGHT 830, 1130, 1430, 1730 mm	HEIGHT 1130, 1430, 1730 mm
LENGTH 450, 600 mm	LENGTH 450, 600 mm
FINISH RAL 9016 White, other RAL colours and metallic colours upon request	FINISH RAL 9016 White, other RAL colours and metallic colours upon request



## FLORES | E VISIBLY COMFORTABLE

A popular bathroom classic, the Flores uses tubular piping to keep your bathroom warm and comfortable, while providing ample towel space. Available in white, four heights and two different widths. The Flores E is supplied with integral control box.




FLORES  
Bathroom radiator

HEIGHT  
547, 862, 1222, 1537,  
1807 mm

LENGTH  
500, 600, 750 mm

FINISH  
RAL 9016 White,  
other RAL colours  
and metallic colours  
upon request



FLORES E  
(E = electric)  
Electric radiator

HEIGHT  
547, 862, 1222, 1537,  
1807 mm

LENGTH  
500, 600, 750 mm

FINISH  
RAL 9016 White,  
other RAL colours  
and metallic colours  
upon request

FLORES



FLORES E



FLORES E

## FLORES CH | CH E CHARMING ELEGANCE

With tubular pipes, the Flores range combines elegance and grace in a charming classic design. Available in chrome, the Flores CH and CH E are supplied with accessories to help you make the most of your bathroom in style. The Flores CH E is supplied with a thermostat.



FLORES CH  
(CH = chrome)  
Bathroom radiator

HEIGHT  
760, 1150, 1450,  
1750 mm

LENGTH  
500, 600 mm

FINISH  
Chrome



FLORES CH E  
(CH = chrome,  
E = electric)  
Electric radiator

HEIGHT  
1222, 1537, 1807 mm

LENGTH  
500, 600, 750 mm

FINISH  
Chrome



FLORES CH E








## FLORES C | C E COMFORTABLY CURVED

With tubular pipes that curve gently towards the wall, the Flores range combines elegance and grace in a charming classic design. Available in white and a range of other colours, the Flores C and C E are supplied with accessories to help you make the most of your bathroom in style.




FLORES C  
(C = curved)  
Bathroom radiator

HEIGHT  
547, 862, 1222, 1537,  
1807 mm

LENGTH  
500, 600, 750 mm

FINISH  
RAL 9016 White, other  
RAL colours and  
metallic colours upon  
request




FLORES C E  
(C = curved, E = electric)  
Electric radiator

HEIGHT  
547, 862, 1222, 1537,  
1807 mm


LENGTH  
500, 600, 750 mm

FINISH  
RAL 9016 White, other  
RAL colours and  
metallic colours upon  
request



FLORES C E

## FLORES C CH | C CH E COMFORTABLY CURVED



FLORES C CH  
(C = curved,  
CH = chrome)  
Bathroom radiator

HEIGHT  
760, 1150, 1450,  
1750 mm

LENGTH  
500, 600 mm

FINISH  
Chrome





FLORES C CH E  
(C = curved,  
CH = chrome,  
E = electric)  
Electric radiator

HEIGHT  
1222, 1537, 1807 mm

LENGTH  
500, 600, 750 mm


FINISH  
Chrome

With tubular pipes that curve gently towards the wall, the Flores C CH and C CH E combine elegance and grace in a charming classic design. Available in chrome, the Flores C CH and C CH E are supplied with accessories to help you make the most of your bathroom in style.



FLORES C CH E





## FLORES M | C M SLIMLINE ELEGANCE

Fine round tubing in a design that pleases the eye while warming the room, the Flores M is designed with a midpoint connection. The Flores CM has the same midpoint connection, this time within a design whose tubular pipes curve gently back toward the wall.



FLORES M  
(M = central connection)  
Bathroom radiator

HEIGHT  
547, 862, 1222, 1537,  
1807 mm

LENGTH  
500, 600, 750 mm

FINISH  
RAL 9016 White, other  
RAL colours and  
metallic colours upon  
request



FLORES C M  
(C = curved,  
M = central connection)  
Bathroom radiator

HEIGHT  
547, 862, 1222, 1537,  
1807 mm


LENGTH  
500, 600, 750 mm

FINISH  
RAL 9016 White, other  
RAL colours and  
metallic colours upon  
request



## FLORES T | ET INSTANT COMFORT

The same attractive Flores design now comes with the added bonus of Radson's turbo unit. This innovative addition provides an instant boost on demand, ensuring your bathroom reaches your required temperature even faster than normal. Choose from the standard Flores T radiator, or the Flores ET for the electric version.



FLORES T  
(T = turbo)  
Bathroom radiator

HEIGHT  
547, 862, 1222, 1537,  
1807 mm

LENGTH  
500, 600, 750 mm

FINISH  
RAL 9016 White, other  
RAL colours and  
metallic colours upon  
request



FLORES ET  
(E = electric, T = turbo)  
Electric radiator

HEIGHT  
547, 862, 1222, 1537,  
1807 mm

LENGTH  
500, 600, 750 mm

FINISH  
RAL 9016 White, other  
RAL colours and  
metallic colours upon  
request



## MINORCA | E DESIGNED TO DELIGHT

Curved oval tubes that curve gently backwards make the Minorca a real double delight. Available in four heights and three widths, as well as a range of colours including metallic colours, this bathroom radiator is an ideal choice for those who truly enjoy their bathroom.

The Minorca E is supplied with control box.



MINORCA E

## JAVA | E THE MODERN TRADITION

Evenly spaced groups of elliptical heating elements characterise the confident design of the Java. A bathroom radiator that tends towards the traditional, it retains some contemporary hallmarks, such as the fact the elements are mounted at an angle, rather than perpendicularly. Six heights and three widths available. Choose from a full range of colours and finishes.

Also available as an electric radiator: the Java E.



JAVA E



MINORCA  
Bathroom radiator

HEIGHT  
849, 1220, 1485,  
1750 mm

LENGTH  
500, 600, 750 mm

FINISH  
RAL 9016 White, other  
RAL colours and  
metallic colours upon  
request



MINORCA E  
(E = electric)  
Bathroom radiator

HEIGHT  
849, 1220, 1485,  
1750 mm

LENGTH  
500, 600, 750 mm

FINISH  
RAL 9016 White, other  
RAL colours and  
metallic colours upon  
request



JAVA  
Bathroom radiator

HEIGHT  
700, 912, 1336, 1548,  
1760, 1972 mm

LENGTH  
400, 500, 600 mm

FINISH  
RAL 9016 White, other  
RAL colours and  
metallic colours upon  
request



JAVA E  
(E = electric)  
Electric radiator

HEIGHT  
700, 912, 1336, 1548,  
1760, 1972 mm

LENGTH  
400, 500, 600 mm

FINISH  
RAL 9016 White, other  
RAL colours and  
metallic colours upon  
request





## SANTORINI | C CONTEMPORARY CLASSICS

With round tubes in straight lines, the contemporary design of the Santorini and Santorini C give you the benefits of a modern bathroom radiator that fits just as comfortably in the modern as well as the more traditional bathroom. Three heights and four widths to choose from, with straight or curved fronts, and a range of colours and finishes to choose from.



SANTORINI  
Bathroom radiator

HEIGHT  
714, 1134, 1764 mm

LENGTH  
500, 600, 750, 900 mm

FINISH  
RAL 9016 White, other  
RAL colours and  
metallic colours upon  
request



SANTORINI C  
(C = curved)  
Bathroom radiator

HEIGHT  
714, 1134, 1764 mm

LENGTH  
500, 600, 750, 900 mm

FINISH  
RAL 9016 White, other  
RAL colours and  
metallic colours upon  
request



SANTORINI



SANTORINI C



SANTORINI C

## APIA M FINE LIVING

The close arrangement of slim tubular pipes makes the Apia M a natural focal point in the bathroom. With up to 36 individual tubes concentrated in a symmetrical arrangement, this is a radiator ideal for those who appreciate clean fine lines. White or half-matt, the Apia M is also available in other colours and finishes, as well as a range of heights and widths.



APIA M  
(M = central connection)  
Bathroom radiator

HEIGHT  
1134, 1764 mm

LENGTH  
500, 600, 750, 900 mm



FINISH  
RAL 9016 White,  
half-matt, other RAL  
colours and metallic  
colours upon request





## IOS M SELF-CONTAINED COMFORT

A departure from the traditional approach to bathroom radiator design, the ios M makes a feature of the thermostat, integrating it into the actual body of the unit. The heating elements are broad and curved, and the solid bottom panel accentuates the strong and stable impression the ios M provides.



IOS M  
(M= central connection)  
Bathroom radiator

HEIGHT  
1154, 1724 mm

LENGTH  
600 mm

FINISH  
RAL 9016 White, other  
RAL colours and  
metallic colours upon  
request

## LINOSA MERGE INTO COMFORT

The Linosa bathroom radiator celebrates the power of detail in design. Note how the horizontal tubes join the vertical collectors: instead of the traditional perpendicular contact, the tubes gently merge into place. The result is a beautifully organic look and feel, and an elegance you can tailor to your own design, in stainless steel or wenge-look finish.



LINOSA  
Bathroom radiator

HEIGHT  
776, 1154, 1742 mm

LENGTH  
504, 600, 755 mm

FINISH  
RAL 9016 White, other  
RAL colours and  
metallic colours upon  
request





## ANDROS<sup>M</sup> CONTOURS AND CONTRASTS

The smooth curves of the tubing in the Andros M spread gently back towards the wall and continue through the tapered vertical collectors. The result is an elegant bathroom radiator that fits almost flush against the wall. The central connector and discreet thermostat complete this sleek design, which is available in all popular colours, sizes and finishes.



ANDROS M  
(M= central connection)  
Bathroom radiator


HEIGHT  
776, 1154, 1742 mm

LENGTH  
595, 746 mm

FINISH  
RAL 9016 White, other  
RAL colours and  
metallic colours upon  
request

## ANDROS<sup>CH</sup> BRIGHTLY BEAUTIFUL

With the familiar 4x 4-tube / 1x 14-tube formation, the Andros CH has all elegance of the Andros M, with gentle curves and tapered collectors completing the clean, rounded design. With a bright chrome finish, the Andros CH is a must for any bathroom where light and warmth are equally important.



ANDROS CH  
(CH= chrome)  
Bathroom radiator

HEIGHT  
776, 1154, 1742 mm

LENGTH  
595, 746 mm

FINISH  
Chrome







## **ELECTRIC RADIATORS** FLEXIBLE HEATING COMFORT

Now you can enjoy all the benefits of cutting-edge design and optimal indoor comfort, with the convenience of electric control. Many of Radson's superb radiators are now also available in electric versions. So if there are areas of your home that are not currently plumbed for water-based central heating, you can experience the same comfort and warmth.

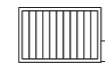
Take a look through the wide range in the following pages, and imagine the advantages of stylish heating in your home or office. From traditional panel radiators to modern design radiators and bathroom radiators, Radson has them all.





## MENAI E REVEALS NEW POSSIBILITIES

Based on the classic panel radiator design the Menai E has a profiled front panel with a top grille that complements the lined front. Supplied with a lockable multifunctional and programmable control box with pilot wire. Six levels of heating comfort are supported, and both models are compatible with the EDF Tempo tariff. Fast and even temperature distribution across the entire surface ensures even comfort everywhere.



MENAI E  
(E = electric)  
Electric radiator

HEIGHT  
300, 500 mm

LENGTH  
420, 620, 700, 780,  
900, 980, 1180, 1420,  
1940, 2340 mm

FINISH  
RAL 9010 White

## MENAI DE REVEALS NEW POSSIBILITIES

Based on the classic panel radiator design the Menai DE has a profiled front panel with a top grille that complements the lined front. Supplied with a lockable multifunctional and programmable control box with pilot wire. Six levels of heating comfort are supported, and both models are compatible with the EDF Tempo tariff. Fast and even temperature distribution across the entire surface ensures even comfort everywhere.



MENAI DE  
(E = electric)  
Electric radiator

HEIGHT  
600 mm

LENGTH  
465, 625, 745, 865,  
1105, 1385 mm

FINISH  
RAL 9010 White



## LIKOMA H SIMPLY ELEGANT

Heat your home or office with style, with the flat panel Likoma electric radiator. The minimalist design puts the entire emphasis on performance and function. Available in a range of colours and finishes, as well as sizes, you can be sure that the Likoma H blends perfectly with your décor.



LIKOMA H  
Electric radiator

LENGTH  
400, 600, 800, 1000,  
1200 mm

FINISH  
Sand, White, Granite,  
Black

## LIKOMA V ELEGANT SIMPLICITY

The vertical cousin of the Likoma H, this model is designed to make the best possible use of your wall space. Again, it can be tailored in terms of size and colour to match your own interior design.



LIKOMA V  
Electric radiator

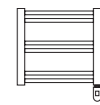
LENGTH  
400, 600 mm

FINISH  
Sand, White, Granite,  
Black



## ALIF E | COSMOLEDO E SMALL AND PERFECTLY FORMED

Eye-catching shapes and the perfect size for use in difficult spaces in the home, these fine electric radiators are ideal for bringing indoor comfort wherever it's needed. Available in white or chrome, they are easy to mount and simple to operate.



ALIF E  
(E = electric)  
Bathroom radiator

HEIGHT  
500 mm

LENGTH  
440 mm

TYPE  
-

FINISH  
RAL 9016 White, other  
RAL colours and  
metallic colours upon  
request



COSMOLEDO E  
(E = electric)  
Electric radiator

HEIGHT  
625 mm

LENGTH  
450 mm

TYPE  
-

FINISH  
RAL 9016 White  
or Chrome



ALIF E



COSMOLEDO E



## AMIRANTE CH E THE CURVED COIL OF COMFORT

The playful shape of the Amirante CH E combines semicircles with tubular straight lines, with a geometry that will enhance the look of any wall in your home. Of course it has more than a decorative function, and the accurate control means that it provides an even temperature along every surface.



AMIRANTE CH E  
(CH = chrome,  
E = electric)  
Electric radiator

HEIGHT  
725 mm

LENGTH  
450 mm

FINISH  
RAL 9016 White  
or Chrome






VIDO  
Electric radiator  
HEIGHT  
600 mm

LENGTH  
800, 1000, 1200, 1400,  
1600 mm  
FINISH  
RAL 9016 White



## VIDO COMFORTABLE HEAT OR SOOTHING COOLNESS

Radson has developed an innovative radiator that can control temperature in two directions: heating your room when it's cold, chilling it when it's hot. This multi-season innovation is a wall mounted treasure, fully programmable and incredibly accurate, it delivers precision comfort to every room in your home, every day of the year.





## CHOOSE THE BEST OF BOTH WARMTHS INCLUDE **RADSON UNDERFLOOR HEATING**

Radson radiators are perfect for providing indoor comfort in every room of your house. The range of choices in style and shape, size and colour, means the perfect radiator is always there for you. For an added touch of luxurious contact warmth, you might also like to include Radson underfloor heating when you are choosing an indoor comfort system. As the name suggests, Radson underfloor heating is invisible once installed. It is linked to the same plumbing system that heats your radiators, and provides tactile

warmth in any room where it is installed. It is ideal for bathrooms, which often have water on the floor after someone showers or bathes. Radson underfloor heating quickly dries the floor, while also providing a sensual underfoot experience. For best results, and most energy-efficient heating, always choose the best of both warmths, and choose Radson underfloor heating along with the radiators of your choice.






## MANY SYSTEMS, MULTIPLE BENEFITS

Radson has over 50 years experience in underfloor heating. This means that we can offer the most suitable system for your needs. Working with your heating installer, Radson's underfloor experts will recommend and provide the ideal system for your home or office. Once installed, each system has a 10-year warranty, to give you peace of mind to complement the added comfort you will enjoy from our underfloor products.



### Noppjet / Noppjet S

- System plates make it ideal for one-man installation
- Thermal and acoustic insulation
- Symmetrical design – uniform heat distribution
- Can be installed up to 45-degree corners for full room coverage
- Choose Noppjet 11S for slim building height (max 60mm) and optimal floor stability



### Purjet / Purjet S

- Fast and easy installation. Safe installation thanks to special V-clip
- Thin, dynamic system
- Used with sprayed polyurethane insulation for time-saving installation
- Thermally insulated




### Rolljet / Rolljet S

- Supplied in rolls of insulation = fast & easy installation
- Rolljet S provides a dynamic and thin system
- Available in several thicknesses of thermal and thermal-acoustic insulation



### TS-14

- Low weight and low build height – ideal for multifloored timber buildings
- System of profiled EPS panels for easy installation
- Heat conductors with additional plate for optimal heat diffusion
- Can be covered with screed or dry panels



### Clickjet / Clickjet S

- Ideal for larger / industrial projects
- Composed of 3mm steel grid, with pipes secured by special clamps
- Pipe system fully enclosed by screed
- Ideal for projects with existing insulated floors
- Clickjet S offers a thin and dynamic system







## CLEVER COLOUR

## DEFINING THE COLOUR OF COMFORT

Here's an interesting test: ask the first person you see: "what colour are radiators?" And when they say "white", ask them why. Strangely, there is a good chance they might think it's because it makes them more efficient heat emitters. This is still a common response, probably because radiators have been traditionally white from the early days of their production. Because they heat our homes, many people assume that the colour of their radiators must be something to do with heat. But the real reason radiators are painted white is so that they match the neutral colour of most interior walls. But tastes change, décor develops, and today many people dare to be different.

Right now, in homes and offices of all shapes and sizes across the globe, you can see walls in bold colours of every description. Striking red, cool blue, bold black, gentle green and every colour in between - and beyond. Radson believes that adventurous interior design should be complemented with precisely the right shade of warmth. Whether you are a professional interior designer, architect or home owner, if you are choosing colour, Radson is right behind you. Which is why there are now an impressive 224 options for you to choose in colour, texture, matt and anode finishes.

So when you ask Radson "what colour are radiators?" we will always say "any colour you like."

Including of course, white.




PANEL RADIATORS



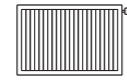
PARADA



RAMO




COMPACT



INTEGRA

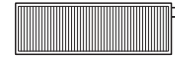


PLANORA




VERTICAL


PLINTH RADIATORS



INTEGRA PLINTH

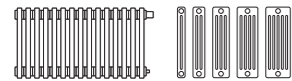


RAMO PLINTH




PARADA PLINTH


COLUMN RADIATORS



DELTA H




DELTA HE



DELTA V


DESIGN RADIATORS




KOS H



KOS V



FARO H




FARO V




TINOS



PAROS

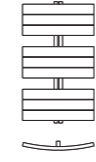


NARBONNE H



NARBONNE V


BATHROOM RADIATORS



APOLIMA &  
APOLIMA E



ELATO &  
ELATO E



FLORES CH &  
FLORES CH E



FLORES &  
FLORES E



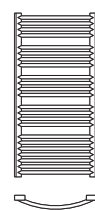
FLORES C CH &  
FLORES C CH E



FLORES C &  
FLORES C E




MINORCA &  
MINORCA E



LINOSA



SANTORINI



SANTORINI C




APIA M




JAVA &  
JAVA E



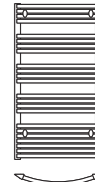
MUNA &  
MUNA E



IOS M

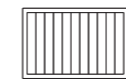


ANDROS M

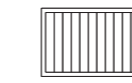


ANDROS CH

ELECTRIC RADIATORS



MENAI E



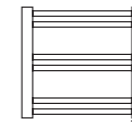
MENAI DE



LIKOMA HE



LIKOMA VE



ALIFE



COSMOLEDO E





AMIRANTE CH E



VIDO

HEATING  
AND COOLING

ACCESSOIRES





*Every care has been taken in the creation of this document.  
No part of this document may be reproduced without the  
express written consent of Rettig ICC. Rettig ICC accepts no  
responsibility for any inaccuracies or consequences arising  
from the use or misuse of the information contained herein.*

**RADSON**

Vogelsancklaan 250, 3520 Zonhoven, België  
T +32 (0)11 81 31 41, F +32 (0)11 81 73 78,  
info@radson.be  
[www.radson.com](http://www.radson.com)